

M.S.J. COLLEGE , BHARATPUR(RAJ.)

STUDENTS SATISFACTION SURVEY REPORT 2020-21

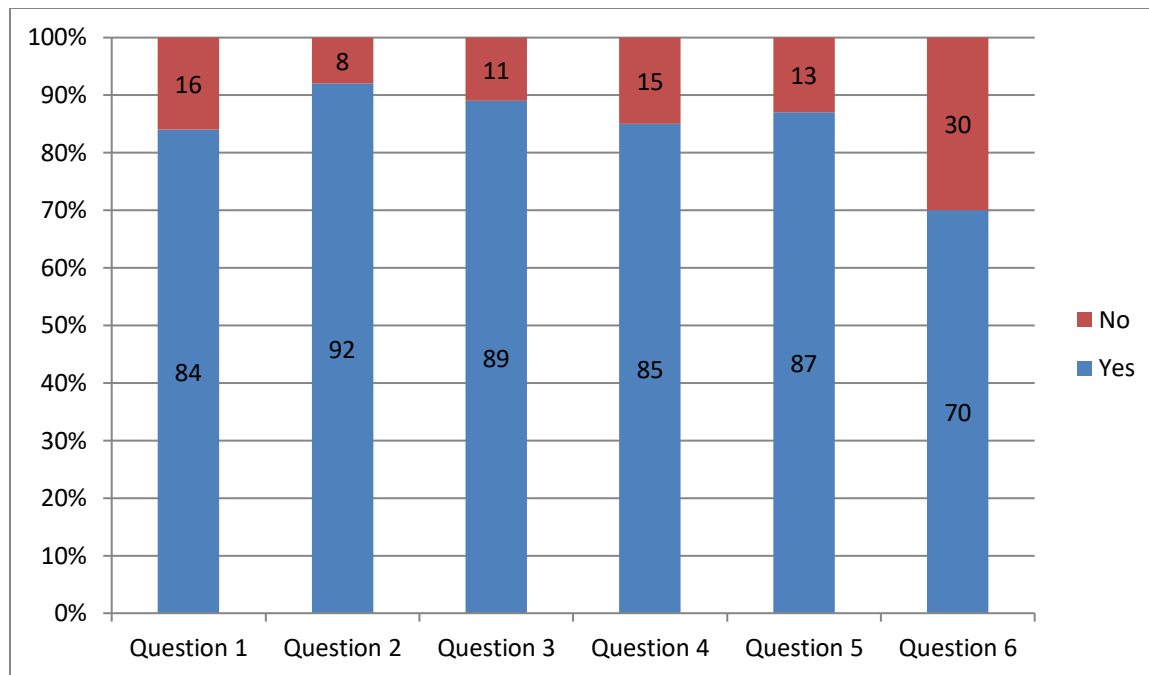
M.S.J. College , BHARATPUR aims to offer the best possible environment and learning experience to encourage students to perform to their full ability. Students play critical role in the evaluation, progress and enhancement of the quality of this learning experience. There has been an increasing emphasis on the need for involvement of students in the quality assurance of higher education. Students participation requires that students act as collaborators rather than merely passive receivers of teaching and learning. The Students Satisfaction Survey Report has been prepared by M.S.J. College , Bharatpur to assess the learning outcomes in the teaching learning process adopted by the institution and to assess performance of the institution during the session . Apart from highlighting the areas of effective performance, the report is also suggestive of areas needing attention and subsequently indicating the necessary action to improve the facilities wherever it is required. The outcome of this survey will provide a base for planning for the future.

Satisfaction level of Teaching –Learning Process

The satisfaction of students in the campus with respect to Teaching –Learning Process are measured on the basis of following questions.

1. Classes are held regularly or not?
2. Do the teachers interact with you during classes?
3. Do the teachers motivate you in classes?
4. Are there sufficient number of teachers in each subject?
5. Are you satisfied with the contents of your syllabus?
6. Your syllabi are completed during the session?

The most heartening response of the students with regard to the performance of the institution is the curriculum and the teaching- learning process. The analysis of the survey conducted shows that, the average satisfaction level of students with respect to Teaching –Learning Process is around 84.5%. The detailed analysis shows that the satisfaction level with respect to interaction of teachers with students during classes is maximum followed by motivation of teachers to students in each subject.” It is also seen that the satisfaction level is the least in case of “syllabi are completed during the session.”

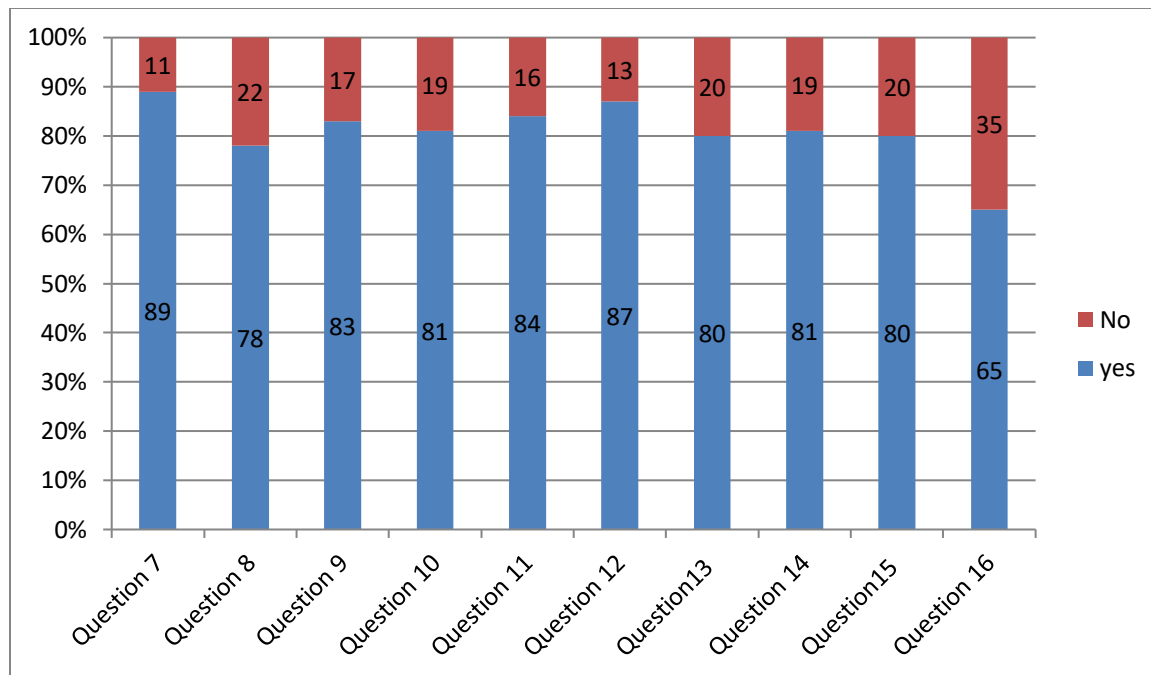


Satisfaction level of Essential Facilities

The satisfaction of students in the campus with respect to Essential Facilities provided are measured on the basis of following questions.

7. Are the classrooms equipped with good furniture, fans and light?
8. Do you get clean filtered drinking water in college?
9. Are there adequate number of toilets in the college?
10. Is there common room for girls in college?
11. Do you get proper response from college administration in case of need?
12. Do you think the general atmosphere in college is harmonious and healthy?
13. Are sports and extra-curricular competitions held in college?
14. Are you satisfied with the number and standard of news papers and magazines available in library?
15. Do you get desired books from library easily?
16. Is there canteen in college campus?

The analysis of the survey conducted shows that, the average satisfaction level of students with respect to Essential Facilities provided is around 80.8%. The detailed analysis shows that the satisfaction level with respect to classrooms equipped with good furniture, fans and light is maximum followed by general atmosphere in college is harmonious and healthy. It is also seen that the satisfaction level is the least in case of “canteen in college campus” “clean filtered drinking water”.

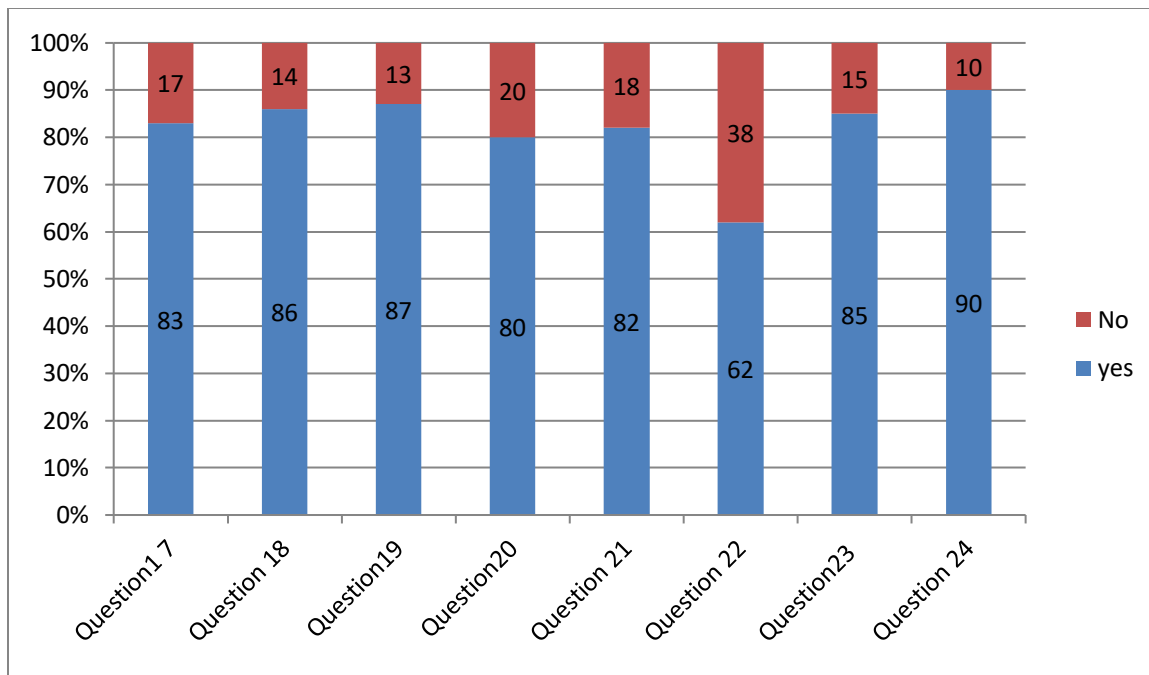


Satisfaction level of Environment Conciousness

The satisfaction of students in the campus with respect to Environment Conciousness are measured on the basis of following questions.

17. Do you find fans and lights switched on all the time in the college?
18. Do you think there should be cleanliness drives organized in college?
19. Have you ever participated in cleanliness programme in college?
20. Do you think there should be electricity conservation system of some kind?
21. In your opinion should solar plant be installed in college?
22. Is there any provision for water conservation in the college?
23. Should there be plantation programmes to protect environment?
24. Have you participated any such program in college?

The analysis of the survey conducted shows that, the average satisfaction level of students with respect to Environment Conciousness is around 81.875%. The detailed analysis shows that the satisfaction level with respect to student participated in plantation programmes is maximum followed by student participated in cleanliness programme in college. It is also seen that the satisfaction level is the least in case of “water conservation in the college”



Satisfaction level of Extension Programmes

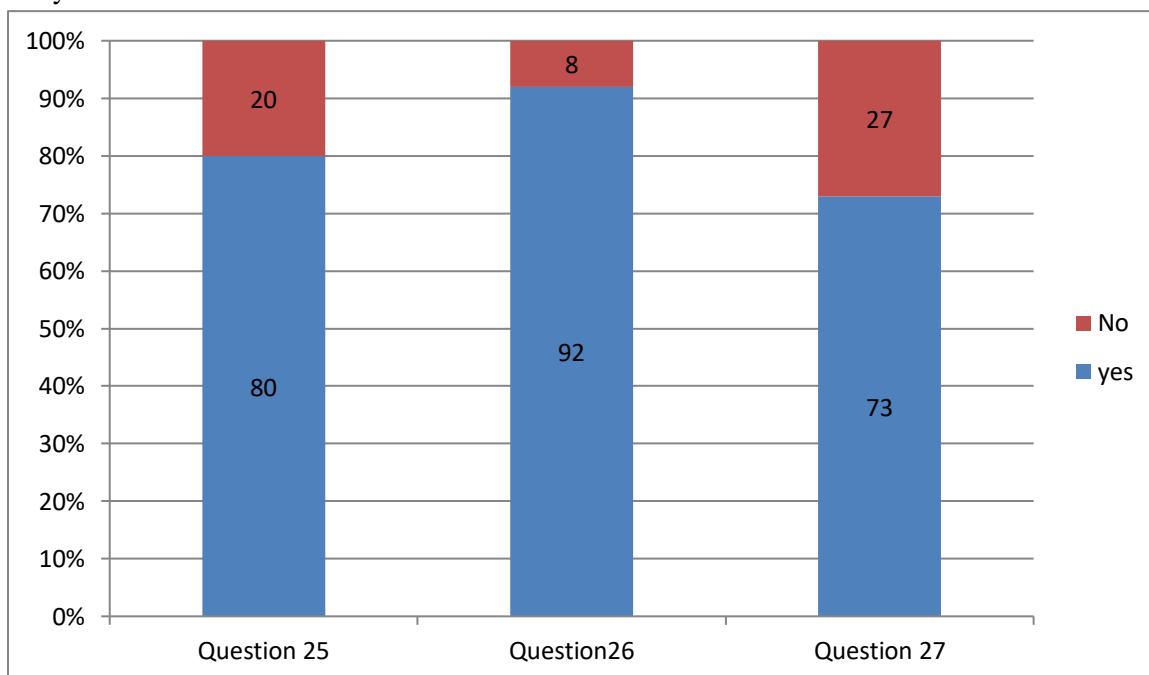
The satisfaction of students in the campus with respect to Extension Programmes are measured on the basis of following questions.

25. Has any social service activity been carried out by any of the college lecturers?

26. Are faculty improvement programs organized in college?

27. Have you ever accompanied students to excursion/ field study ?

The analysis of the survey conducted shows that, the average satisfaction level of students with respect to Extension Programmes is around 81.67%. The detailed analysis shows that the satisfaction level with respect to faculty improvement programs organized in college is maximum. It is also seen that the satisfaction level is the least in case of “accompanied students to excursion/ field study” .

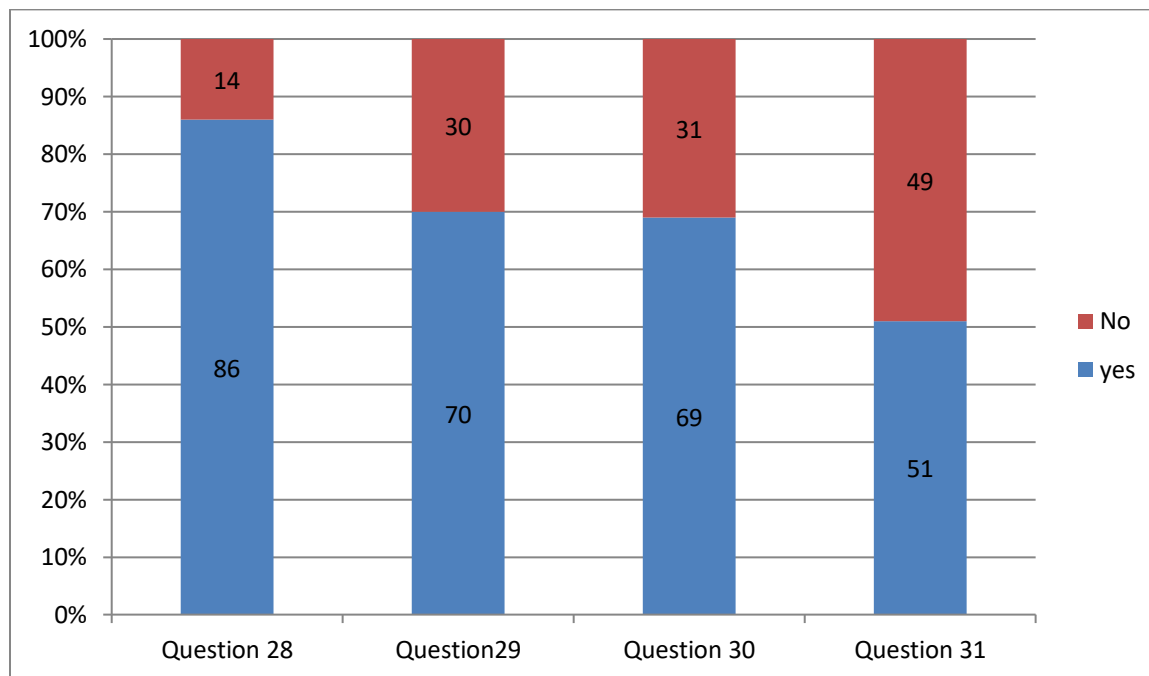


Satisfaction level of ICT (Computer, OHP, Projector, LCD) Facility

The satisfaction of students in the campus with respect to ICT (Computer, OHP, Projector, LCD) Facility are measured on the basis of following questions.

- 28. Is there computer facility in the college?
- 29. Have you ever presented seminar using OHP/Projector?
- 30. Are you well versed with making of Power-Point presentation ?
- 31. Is your library computerized?

The analysis of the survey conducted shows that, the average satisfaction level of students with respect to ICT (Computer, OHP, Projector, LCD) Facility is around 69%. The detailed analysis shows that the satisfaction level with respect to computer facility in the college is maximum. It is also seen that the satisfaction level is the least in case of “library computerized”.

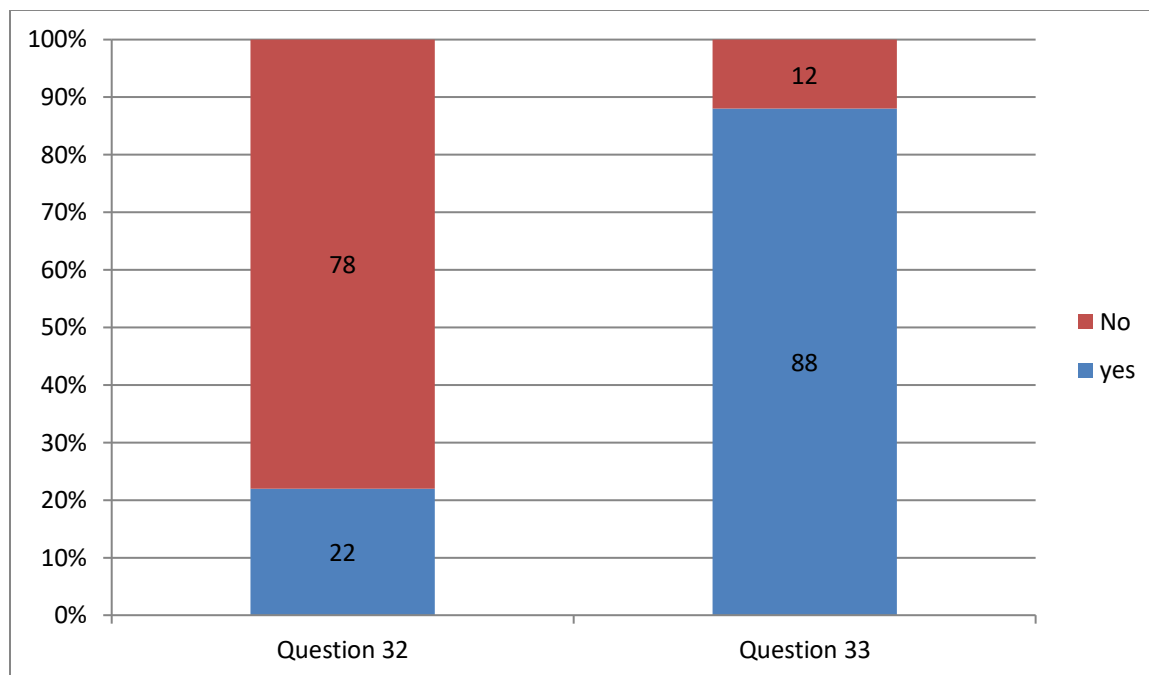


Satisfaction level of Placement Programmes

The satisfaction of students in the campus with respect to Placement Programmes are measured on the basis of following questions.

- 32. Any sort of employment camps are organized in college?
- 33. Special coaching classes for competitive exams are held for students?

The analysis of the survey conducted shows that, the average satisfaction level of students with respect to Placement Programmes is around 55%. The detailed analysis shows that the satisfaction level with respect to Special coaching classes for competitive exams are held for students. It is also seen that the satisfaction level is the least in case of employment camps are organized in college.



The Student Satisfaction Index (SSI)

The overall Student Satisfaction Index (SSI) is calculated based on all the surveys made with due weightage to each survey. After discussions with members of IQAC, weightage for each survey is decided and are presented in the following table. The SSI is calculated using weighted average and it is observed that the overall SSI for the year 2019-20 is 74.93%.

S.No.	Surveys	Feedback %
1	Teaching –Learning Process	84.5
2	Essential Facilities	80.80
3	Environment Conciousness	81.875
4	Extension Programmes	81.67
5	ICT (Computer, OHP, Projector, LCD) Facility	69
6	Placement Programmes	55
7	The Student Satisfaction Index (SSI)	75.47